












COMUNE DI MARRADI (FI)

ELEZIONI EUROPEE 25 MAGGIO 2014

| SEZIONI | | ELETTORI | | | VOTANTI | | | SPOGLIO | | | | | 1 | 2 | 3 | 4 | 5 | 6 | 7 | |
|-----------------|----------|--------------|--------------|--------------|---------------|---------------|---------------|---------------|--------------|--------------|--------------|--------------|---|---|---|---|---|---|---|--|
| | | | | | Ore 23,00 | | | | | | | |  |  |  |  |  |  |  | |
| N° | DENOM. | M | F | T | M | F | T | VALIDE | BIANCHE | NULLE | CONTESTATI | TOT. | | | | | | | | |
| 1 | MARRADI | 310 | 353 | 663 | 197 | 198 | 395 | 385 | 4 | 6 | - | 395 | 2 | 48 | 24 | 1 | 11 | 5 | 13 | |
| 2 | MARRADI | 302 | 326 | 628 | 197 | 205 | 402 | 389 | 1 | 12 | - | 402 | - | 36 | 11 | - | 13 | 9 | 7 | |
| 3 | MARRADI | 342 | 311 | 653 | 238 | 205 | 443 | 427 | 2 | 14 | - | 443 | - | 38 | 22 | - | 5 | 13 | 12 | |
| 4 | BIFORCO | 368 | 366 | 734 | 248 | 233 | 481 | 469 | 4 | 8 | - | 481 | 3 | 47 | 21 | 2 | 16 | 16 | 19 | |
| 5 | LUTIRANO | 70 | 57 | 127 | 38 | 36 | 74 | 73 | 0 | 1 | - | 74 | | 4 | 1 | - | 1 | 2 | - | |
| TOTALE | | 1.392 | 1.413 | 2.805 | 918 | 877 | 1.795 | 1.743 | 11 | 41 | - | 1.795 | 5 | 173 | 79 | 3 | 46 | 45 | 51 | |
| PERCENT. | | | | | 65,95% | 62,07% | 63,99% | 97,10% | 0,61% | 2,28% | 0,00% | | 0,29% | 9,93% | 4,53% | 0,17% | 2,64% | 2,58% | 2,93% | |
| | | | | | | | | 100,00% | | | | | | | | | | | | |

| 8 | 9 | 10 | 11 | TOTALE |
|---|---|---|---|----------------|
|  |  |  |  | VOTI VALIDI |
| 2 | 48 | - | 231 | 385 |
| - | 32 | 1 | 280 | 389 |
| - | 70 | - | 267 | 427 |
| 2 | 57 | - | 286 | 469 |
| 1 | 8 | 3 | 53 | 73 |
| 5 | 215 | 4 | 1.117 | 1.743 |
| 0,29% | 12,34% | 0,23% | 64,08% | 100,00% |